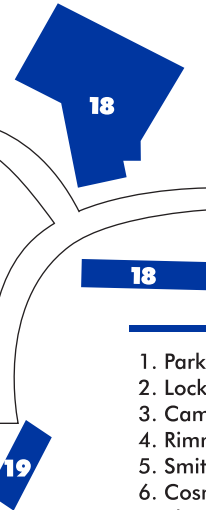
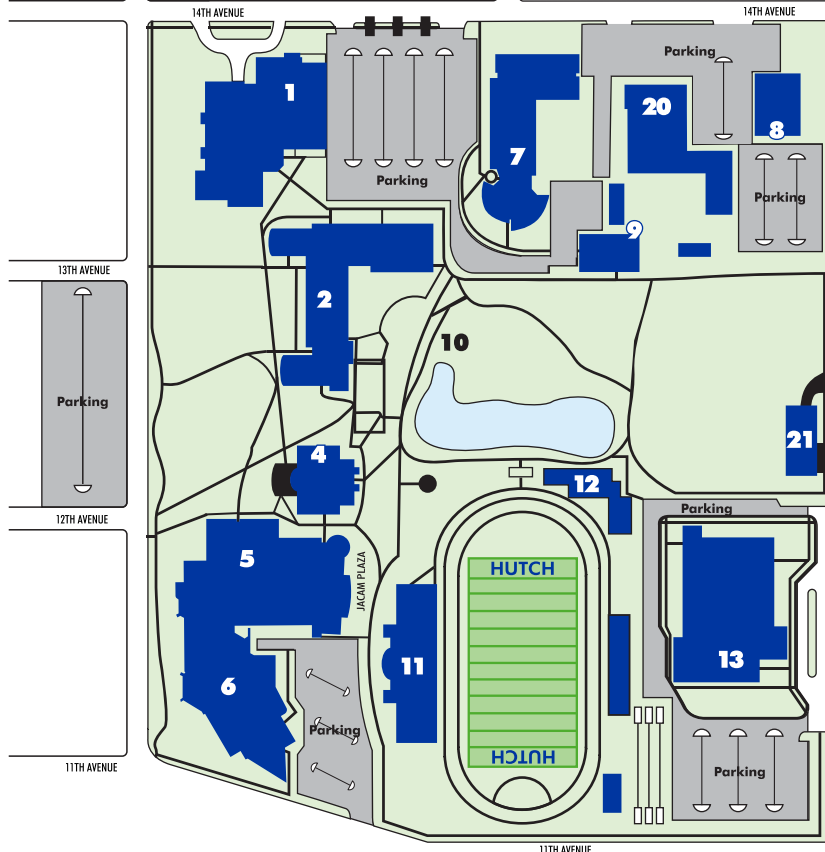
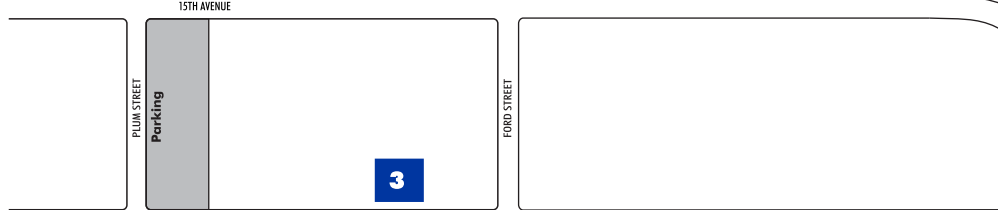
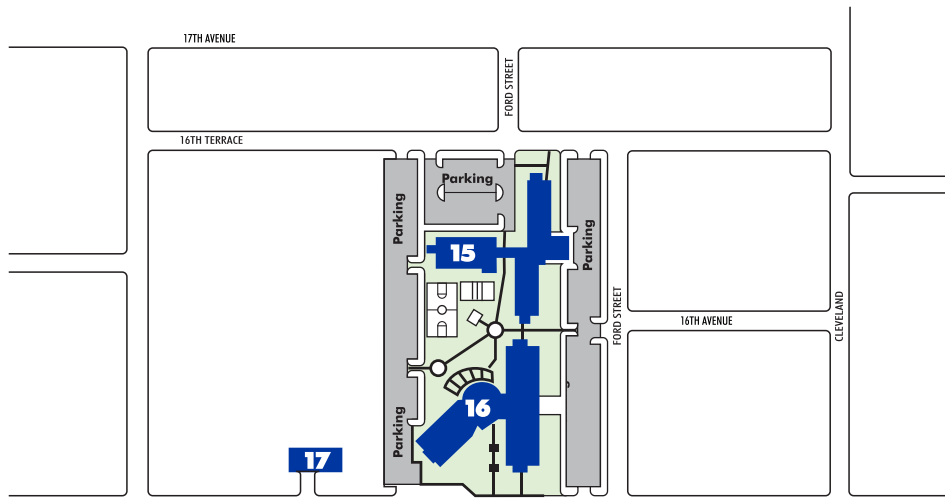




HUTCHINSON COMMUNITY COLLEGE MAIN CAMPUS MAP



- | | |
|--|---|
| 1. Parker Student Union (PSU) | 13. Stringer Fine Arts Center (FA) |
| 2. Lockman Hall (LH) | 14. Hutchinson Sports Arena |
| 3. Campus Safety | 15. Kent Hall |
| 4. Rimmer Learning Resource Center (RLC) | 16. Elland Hall |
| 5. Smith Science Center (SH) | 17. Child Care Center |
| 6. Cosmosphere | 18. Hutchinson Career & Technical Education Academy |
| 7. Shears Technology Center (STC) | 19. Dragon's Landing |
| 8. Ade-Wifco/RCIC (AW) | 20. Berger Industrial Technology Center (ITC) |
| 9. Office Technologies - (OT) | 21. Motorcycle Storage & Maintenance |
| 10. Community Gardens & Green Space | |
| 11. Gowans Stadium | |
| 12. Jack Mull Family Football Complex | |

